



# Reception Learning Log - Spring Term

Tasks to complete regularly. 'Little and often' is the best way.



In Reception, igniting a love of reading and creating a language rich environment, is central to everything that we do. Reading ignites creativity, sparks curiosity, and stimulates the imagination in young children.



Your active involvement and encouragement at home is vital for your child's reading development. Daily, short sessions of sharing a book at home with you, one-to-one, helps to establish a firm foundation in their early reading skills.

We ask that you make a short comment at least 4 times per week to say how your child has found their reading or to record if they have practised learning their keywords.

Please keep their Reading Book and Reading Record in their book bag every day.

## St Bernadette's top 10 benefits of Reading:

### **1. Children who read often and widely, get better at it.**

After all, practice makes perfect in almost everything humans do, and reading is no different.

### **2. Reading exercises our brain.**

Reading is a much more complex task for the human brain rather than watching TV, for example. Reading strengthens brains connections and builds NEW connections.

### **3. Reading improves concentration.**

Children have to sit still and quietly so that they can focus on the story when they are reading. If they read often, they will develop the skill to do this for longer.

### **4. Reading teaches children about the world around them.**

Through reading a variety of books children learn about people, places, and events outside of their own experience.

### **5. Reading improves vocabulary and language skills.**

Children learn new words as they read. Subconsciously, they absorb information on how to structure sentences and how to use words and other language features effectively in their writing and speaking.

### **6. Reading develops a child's imagination.**

As we read, our brains translate the descriptions we read of people, places, and things into pictures. While we are engaged in a story, we are also imagining how a character is feeling. Young children then bring this knowledge into their everyday play.

### **7. Reading helps children to develop empathy.**

As children develop, they begin to imagine how they would feel in that situation.

### **8. Reading is a fun.**

A book or an e-reader doesn't take up much space and is light to carry, so you take it anywhere so you can never be bored if you have a book in your bag.

### **9. Reading is a great way to spend time together.**

Reading together on the sofa, bedtimes stories and visiting the library are just some ways of spending time together.

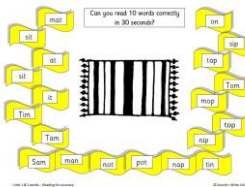
### **10. Children who read, achieve better in school.**

Reading promotes achievement in all subjects, not just English. Children who are good readers tend to achieve better across the curriculum.



Each week we will send home information on the Sounds~Write unit that we are working on. Please play games learning the words linked to that unit. Remember that you can also ask your child to write simple use captions/sentences from their reading books.

**SpeedRead: how to smile, have fun and learn at the same time**



In class we will start our Speed Read games. After a couple of weeks, we will send this home for you to play too.

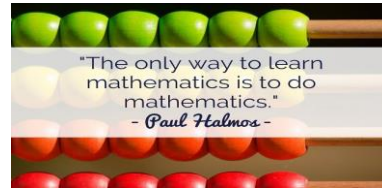
This is a simple game of going around the track and reading as many words as you can in 30 seconds.

Research has shown that a fluency rate of 20 words correct in 30 seconds is more likely to result in the skill being maintained.

Some children need more practice to get there, so playing this game every night to develop this skill. These games will help to build your child's fluency as they read.

## Our Future Mathmagicians

Each week we will send home a link for a game or activity on Dojo, to help build their maths skills.




**This term, we will become Mathmagicians as we work with numbers to 10.** Helping children learn the basic maths facts is an important goal in our *everyday Mathematics* curriculum, as it is the key to a child's future maths success.

### What are Number Bonds?

Number bonds are also often referred to as 'number pairs'. They are simply the pairs of numbers that make up a given number.

Children start learning about number bonds in Reception, when they can add and subtract. They will be given a number, such as 5, and then asked to select two groups of objects that add up to that number.



**In Reception, they will be expected to recall and use their number bonds to 5.**

Please refer to your Number Bond leaflet.

At home you can practise these skills by singing number songs, counting everything and anything and encouraging your child to use mathematical language in their play.


<https://www.topmarks.co.uk/Search.aspx?Subject=16&AgeGroup=1>

**Count to 100-** <https://www.youtube.com/watch?v=bGetqbqDVaA>

<https://www.youtube.com/watch?v=0TgLf3PMOc>

**Number Bonds-**

<https://www.youtube.com/watch?v=BLuoYNmxkKU>



### Write from the start: Teodororescu

of Reception.

In class we will also be starting our Teodororescu handwriting programme. This is based upon holistic principles, developing the muscles of the hand - so that children gain the necessary control to produce letter forms - alongside the perceptual skills required to orientate and organize letter and words. As children are expected to write most letters correctly by the end

**We will be sending the sheets home with your child, so that you can see what we are focusing on and then can 'have a go' a at home.**

## We are 'Wee Writers'

In Reception it is crucial that we ignite each child's desire to write, finding ways of engaging and collaborating with them as they engage in purposeful writing opportunities both indoors and outdoors.

**Risk taking is crucial, so that even the most reluctant child will be happy to have a go at writing without fear of 'getting it wrong'. We encourage every messy mark they make!**




**Writing makes many demands.** The complexity of writing can seem overwhelming because it draws upon a mix of knowledge, skills and attitudes all at once. Your child needs to be aware of what and who they are writing for and have developed their tripod grip and pencil control skills. Then apply their knowledge about letter-sound correspondence, whilst using tricky words.

### **So, what can you do at home?**

Create meaningful and purposeful contexts for writing: Can they write a card for someone or a shopping list? Can they write their news, label a picture of a superhero or write some simple sentences saying what they like or can do? Practise their letter formation.

**Praise them for every mark or scribble they make 😊**



## **My Star Moments....**



**In addition, help us to celebrate your child's achievements each week**

Make a few notes or pictures on Class Dojo for each task to show your teachers and your friends. We look at these throughout the week.



Here in Reception, it's a joy watching your child grow and develop, and we love to celebrate all their achievements - whether they happen at School or at home with you. We love to hear from you about the things your child enjoys or achieves. It helps us to create a 'well-rounded' picture of who your child really is.

These '**Star Moments**' can tell us about anything of interest that you'd like to share with us. For example, your child's favourite activity, when they scored their first goal, learnt to climb at the park, how they helped at home, counted, painted a picture, baked a cake and many more besides!

However, please remember that your child is unique. What he/she enjoys doing or achieves for the first time is personal to them and should be recognised whenever it takes place, regardless of when their friends did something similar. Your child's development is not a race!

**Please try to share one star moment per week. The children love sharing these with their classmates and take great pride in their achievements.**



## **Come and See Activities**



We will be learning about:

**January - Celebrating:** What a celebration is and how the parish family celebrate.

Can you look at photos of celebrations and talk about how you celebrate?

Can you visit Church and talk about what you can see? What do you celebrate in Church?

**February/March - Gathering:** How and why people gather together; the joy of gathering together to celebrate at mass.

Can you visit Church and talk about how we gather together and listen to stories about Jesus?

**March/April - Growing:** Spring is a time when things begin to grow. Lent: a time to grow in love to be more like Jesus and to look forward to Easter.

What can you grow? What can you do to grow during Lent? Can you talk about the story of Easter?

Don't forget to take a photo and pop it on Class Dojo. You may want to add photos or any leaflets, certificates from any clubs etc that helps further explain any of the tasks.

Children will have opportunity to share their achievements/tasks with an adult and their friends in our class Dojo Show throughout the week.

**Growing together in Faith, Love and Learning.**